

Odränerad Analys 1

Report generated using GeoStudio 2007, version 7.16. Copyright © 1991-2010 GEO-SLOPE International Ltd.

File Information

Created By: [Petter Karlsson](#)
Revision Number: 47
Last Edited By: [Karlsson, Petter](#)
Date: [2011-02-23](#)
Time: [09:31:25](#)
File Name: [V27580_odränerad.gsz](#)
Directory: [V:_UPPDRAG\227763\G_Text\V27580, U05175-U05177\](#)
Last Solved Date: [2011-02-23](#)
Last Solved Time: [09:31:51](#)

Project Settings

Length(L) Units: [meters](#)
Time(t) Units: [Seconds](#)
Force(F) Units: [kN](#)
Pressure(p) Units: [kPa](#)
Strength Units: [kPa](#)
Unit Weight of Water: [9.807 kN/m³](#)
View: [2D](#)

Analysis Settings

Odränerad Analys H

Kind: [SLOPE/W](#)
Method: [Morgenstern-Price](#)
Settings
Apply Phreatic Correction: [No](#)
Side Function
Interslice force function option: [Half-Sine](#)
PWP Conditions Source: [Piezometric Line](#)
Use Staged Rapid Drawdown: [No](#)
Slip Surface
Direction of movement: [Right to Left](#)
Use Passive Mode: [No](#)
Slip Surface Option: [Entry and Exit](#)
Critical slip surfaces saved: 5
Optimize Critical Slip Surface Location: [Yes](#)
Tension Crack
Tension Crack Option: [Tension Crack Line](#)
Percentage Wet: [0.5](#)
Tension Crack Fluid Unit Weight: [9.807 kN/m³](#)
FOS Distribution
FOS Calculation Option: [Constant](#)

Advanced

Number of Slices: 30
Optimization Tolerance: 0.01
Minimum Slip Surface Depth: 0.1 m
Optimization Maximum Iterations: 2000
Optimization Convergence Tolerance: 1e-007
Starting Optimization Points: 8
Ending Optimization Points: 16
Complete Passes per Insertion: 1
Driving Side Maximum Convex Angle: 5 °
Resisting Side Maximum Convex Angle: 1 °

Materials

Crust

Model: Mohr-Coulomb
Unit Weight: 18 kN/m³
Cohesion: 30 kPa
Phi: 0 °
Phi-B: 0 °
Pore Water Pressure
Piezometric Line: 1

CI 1

Model: S=f(datum)
Unit Weight: 16.4 kN/m³
C-Datum: 25 kPa
C-Rate of Change: 0 kPa/m
Limiting C: 0 kPa
Elevation: 17 m
Pore Water Pressure
Piezometric Line: 1

CI 2

Model: S=f(datum)
Unit Weight: 16 kN/m³
C-Datum: 25 kPa
C-Rate of Change: 1.5 kPa/m
Limiting C: 0 kPa
Elevation: 5 m
Pore Water Pressure
Piezometric Line: 1

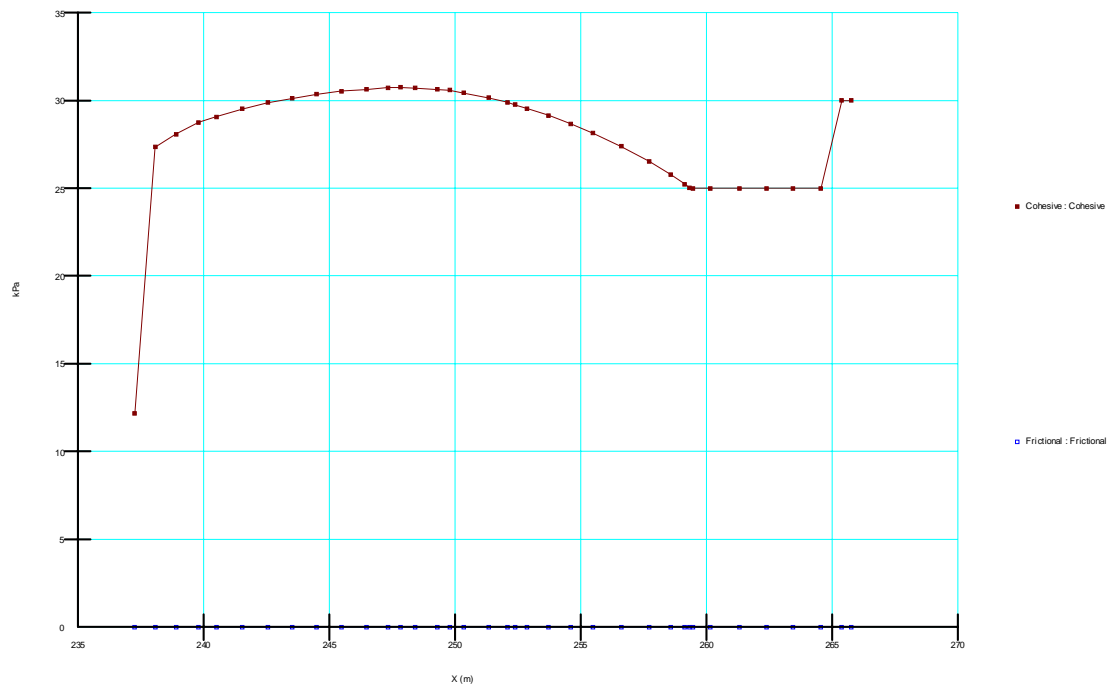
CI 3

Model: S=f(datum)
Unit Weight: 16.6 kN/m³
C-Datum: 25 kPa
C-Rate of Change: 1.5 kPa/m
Limiting C: 0 kPa
Elevation: 5 m

Pore Water Pressure
Piezometric Line: 1

CI 4

Model: $S=f(\text{depth})$
Unit Weight: 16.4 kN/m³
C-Top of Layer: 3 kPa
C-Rate of Change: 12.5 kPa/m
Limiting C: 0 kPa
Pore Water Pressure
Piezometric Line: 1



Figur 1. Kohesion och friktion.

Odränerad Analys 2

Report generated using GeoStudio 2007, version 7.16. Copyright © 1991-2010 GEO-SLOPE International Ltd.

File Information

Created By: [Petter Karlsson](#)
Revision Number: 48
Last Edited By: [Karlsson, Petter](#)
Date: [2011-02-23](#)
Time: [09:32:48](#)
File Name: [V27580_odränerad.gsz](#)
Directory: [V:_UPPDRAG\227763\G_Text\V27580, U05175-U05177\](#)
Last Solved Date: [2011-02-23](#)
Last Solved Time: [09:33:07](#)

Project Settings

Length(L) Units: [meters](#)
Time(t) Units: [Seconds](#)
Force(F) Units: [kN](#)
Pressure(p) Units: [kPa](#)
Strength Units: [kPa](#)
Unit Weight of Water: [9.807 kN/m³](#)
View: [2D](#)

Analysis Settings

Odränerad Analys V

Kind: [SLOPE/W](#)
Method: [Morgenstern-Price](#)
Settings
Apply Phreatic Correction: [No](#)
Side Function
Interslice force function option: [Half-Sine](#)
PWP Conditions Source: [Piezometric Line](#)
Use Staged Rapid Drawdown: [No](#)
Slip Surface
Direction of movement: [Left to Right](#)
Use Passive Mode: [No](#)
Slip Surface Option: [Entry and Exit](#)
Critical slip surfaces saved: 5
Optimize Critical Slip Surface Location: [Yes](#)
Tension Crack
Tension Crack Option: [Tension Crack Line](#)
Percentage Wet: [0.5](#)
Tension Crack Fluid Unit Weight: [9.807 kN/m³](#)
FOS Distribution
FOS Calculation Option: [Constant](#)

Advanced

Number of Slices: 30
Optimization Tolerance: 0.01
Minimum Slip Surface Depth: 0.1 m
Optimization Maximum Iterations: 2000
Optimization Convergence Tolerance: 1e-007
Starting Optimization Points: 8
Ending Optimization Points: 16
Complete Passes per Insertion: 1
Driving Side Maximum Convex Angle: 5 °
Resisting Side Maximum Convex Angle: 1 °

Materials

Crust

Model: Mohr-Coulomb
Unit Weight: 18 kN/m³
Cohesion: 30 kPa
Phi: 0 °
Phi-B: 0 °
Pore Water Pressure
Piezometric Line: 1

CI 1

Model: S=f(datum)
Unit Weight: 16.4 kN/m³
C-Datum: 25 kPa
C-Rate of Change: 0 kPa/m
Limiting C: 0 kPa
Elevation: 17 m
Pore Water Pressure
Piezometric Line: 1

CI 2

Model: S=f(datum)
Unit Weight: 16 kN/m³
C-Datum: 25 kPa
C-Rate of Change: 1.5 kPa/m
Limiting C: 0 kPa
Elevation: 5 m
Pore Water Pressure
Piezometric Line: 1

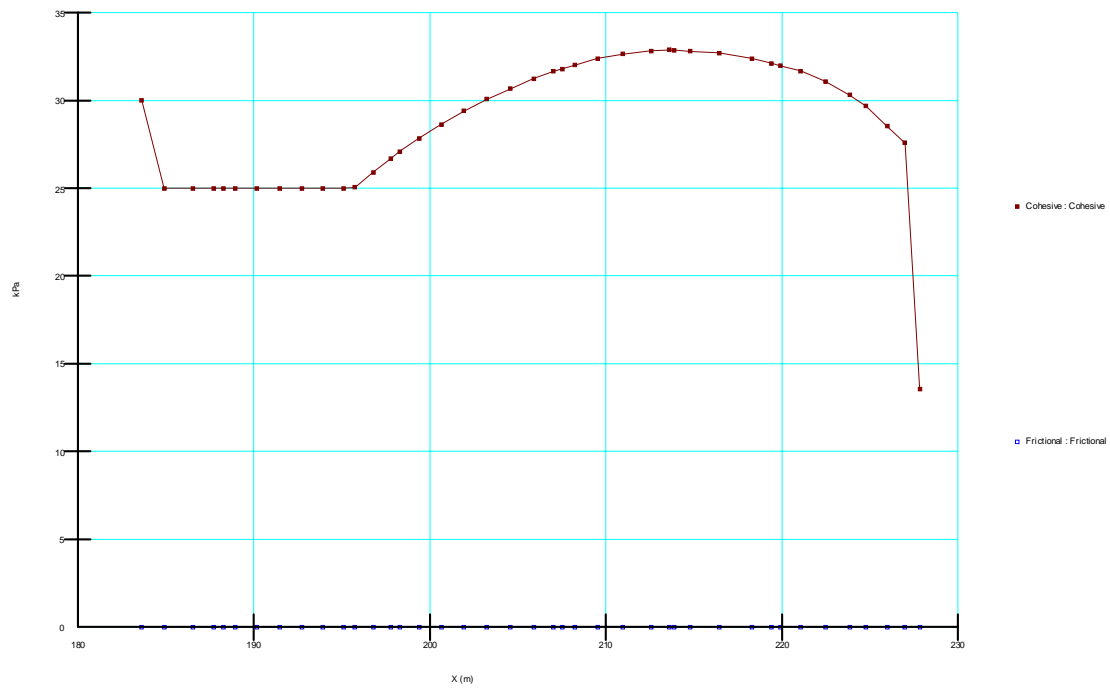
CI 3

Model: S=f(datum)
Unit Weight: 16.6 kN/m³
C-Datum: 25 kPa
C-Rate of Change: 1.5 kPa/m
Limiting C: 0 kPa
Elevation: 5 m

Pore Water Pressure
Piezometric Line: 1

CI 4

Model: $S=f(\text{depth})$
Unit Weight: 16.4 kN/m³
C-Top of Layer: 3 kPa
C-Rate of Change: 12.5 kPa/m
Limiting C: 0 kPa
Pore Water Pressure
Piezometric Line: 1



Figur 1. Kohesion och friktion.



KLIMATANPASSNING SKREDFÖRUTSÄTTNINGAR I GÖTA ÄLVDALEN

Sektion: V27580

Delområde: Intagan - Ström

Analysmetod: Odränerad analys

Slip Surface Option: Entry and Exit

Method: Morgenstern-Price

PWP Conditions Source: Piezometric Line

Date: 2011-02-23

Created By: Petter Karlsson

Last Edited By: Karlsson, Petter

Skala 1:1000 (A3)

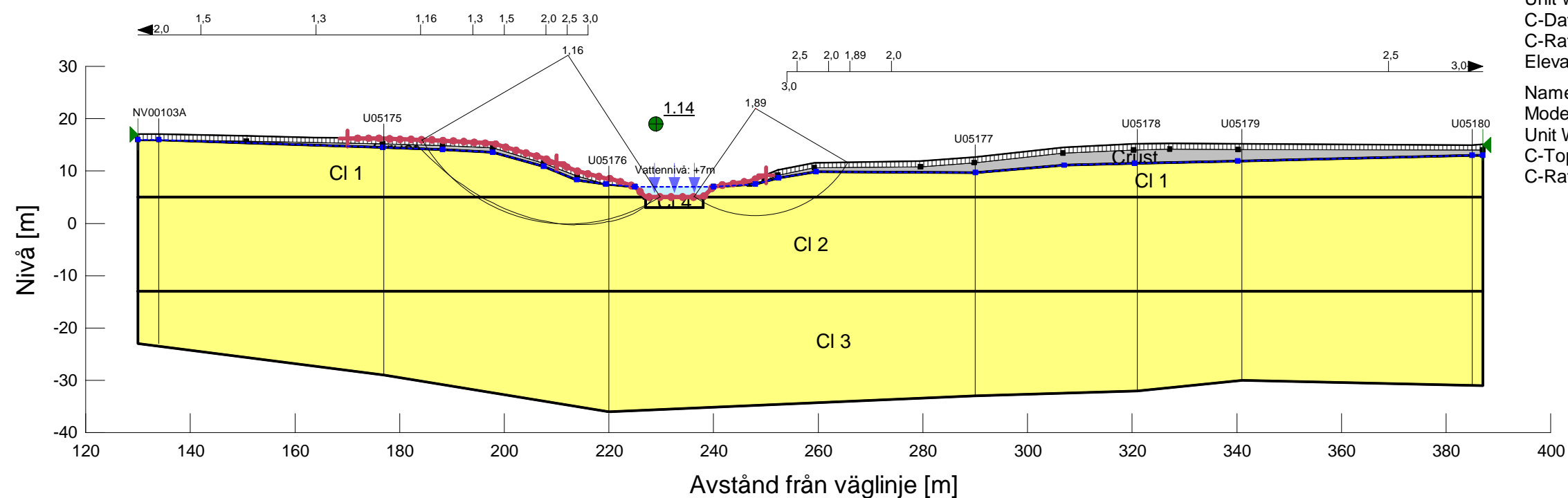
Name: Crust
 Model: Mohr-Coulomb
 Unit Weight: 18 kN/m³
 Cohesion: 30 kPa
 Phi: 0 °

Name: CI 1
 Model: S=f(datum)
 Unit Weight: 16.4 kN/m³
 C-Datum: 25 kPa
 C-Rate of Change: 0 kPa/m
 Elevation: 17 m

Name: CI 2
 Model: S=f(datum)
 Unit Weight: 16 kN/m³
 C-Datum: 25 kPa
 C-Rate of Change: 1.5 kPa/m
 Elevation: 5 m

Name: CI 3
 Model: S=f(datum)
 Unit Weight: 16.6 kN/m³
 C-Datum: 25 kPa
 C-Rate of Change: 1.5 kPa/m
 Elevation: 5 m

Name: CI 4
 Model: S=f(depth)
 Unit Weight: 16.4 kN/m³
 C-Top of Layer: 3 kPa
 C-Rate of Change: 12.5 kPa/m



Kombinerad Analys 1

Report generated using GeoStudio 2007, version 7.16. Copyright © 1991-2010 GEO-SLOPE International Ltd.

File Information

Created By: [Petter Karlsson](#)
Revision Number: 61
Last Edited By: [Karlsson, Petter](#)
Date: [2011-02-23](#)
Time: [09:00:49](#)
File Name: [V27580_kombinerad.gsz](#)
Directory: [V:_UPPDRAG\227763\G_Text\V27580, U05175-U05177\](#)
Last Solved Date: [2011-02-23](#)
Last Solved Time: [09:02:47](#)

Project Settings

Length(L) Units: [meters](#)
Time(t) Units: [Seconds](#)
Force(F) Units: [kN](#)
Pressure(p) Units: [kPa](#)
Strength Units: [kPa](#)
Unit Weight of Water: [9.807 kN/m³](#)
View: [2D](#)

Analysis Settings

Kombinerad Analys H

Kind: [SLOPE/W](#)
Method: [Morgenstern-Price](#)
Settings
Side Function
Interslice force function option: [Half-Sine](#)
PWP Conditions Source: [Pressure Head Spatial Function](#)
Pressure Head Spatial Fn.: [Nulägesanalys](#)
Slip Surface
Direction of movement: [Right to Left](#)
Use Passive Mode: [No](#)
Slip Surface Option: [Entry and Exit](#)
Critical slip surfaces saved: 5
Optimize Critical Slip Surface Location: [Yes](#)
Tension Crack
Tension Crack Option: [Tension Crack Line](#)
Percentage Wet: [0.5](#)
Tension Crack Fluid Unit Weight: [9.807 kN/m³](#)
FOS Distribution
FOS Calculation Option: [Constant](#)
Advanced

Number of Slices: 30
Optimization Tolerance: 0.01
Minimum Slip Surface Depth: 0.1 m
Optimization Maximum Iterations: 2000
Optimization Convergence Tolerance: 1e-007
Starting Optimization Points: 8
Ending Optimization Points: 16
Complete Passes per Insertion: 1
Driving Side Maximum Convex Angle: 5 °
Resisting Side Maximum Convex Angle: 1 °

Materials

Crust

Model: Combined, $S=f(\text{depth})$
Unit Weight: 18 kN/m³
Phi: 30 °
C-Top of Layer: 0 kPa
C-Rate of Change: 0 kPa/m
Cu-Top of Layer: 30 kPa
Cu-Rate of Change: 0 kPa/m
C/Cu Ratio: 0.1

CI 1

Model: Combined, $S=f(\text{datum})$
Unit Weight: 16.4 kN/m³
Phi: 30 °
C-Datum: 0 kPa
C-Rate of Change: 0 kPa/m
Cu-Datum: 25 kPa
Cu-Rate of Change: 0 kPa/m
C/Cu Ratio: 0.1
Elevation: 17 m

CI 2

Model: Combined, $S=f(\text{datum})$
Unit Weight: 16 kN/m³
Phi: 30 °
C-Datum: 0 kPa
C-Rate of Change: 0 kPa/m
Cu-Datum: 25 kPa
Cu-Rate of Change: 1.5 kPa/m
C/Cu Ratio: 0.1
Elevation: 5 m

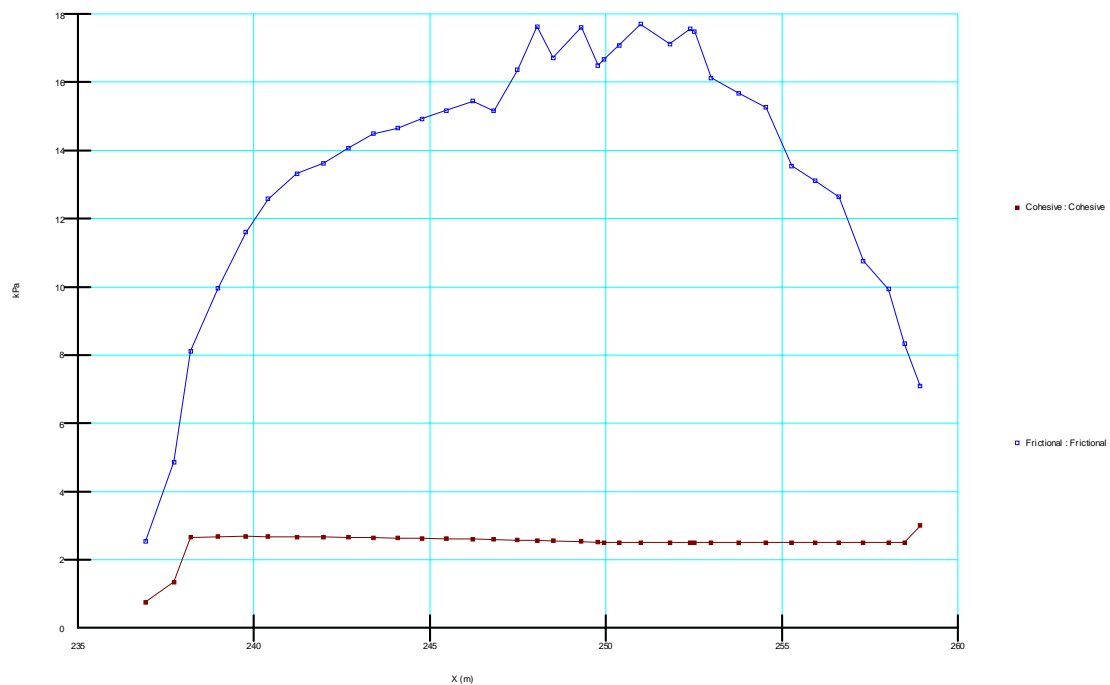
CI 3

Model: Combined, $S=f(\text{datum})$
Unit Weight: 16.6 kN/m³
Phi: 30 °
C-Datum: 0 kPa

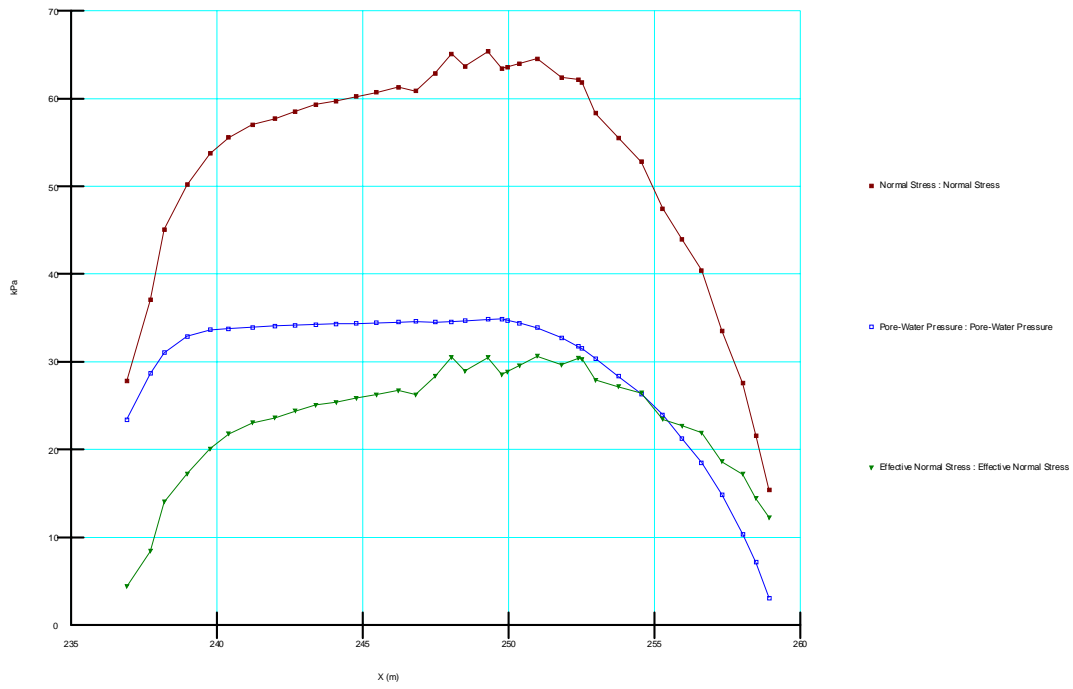
C-Rate of Change: 0 kPa/m
Cu-Datum: 25 kPa
Cu-Rate of Change: 1.5 kPa/m
C/Cu Ratio: 0.1
Elevation: 5 m

CI 4

Model: Combined, $S=f(\text{depth})$
Unit Weight: 16.4 kN/m³
Phi: 30 °
C-Top of Layer: 0 kPa
C-Rate of Change: 0 kPa/m
Cu-Top of Layer: 3 kPa
Cu-Rate of Change: 12.5 kPa/m
C/Cu Ratio: 0.1



Figur 1. Kohesion och friktion.



Figur 2. Totalspänning, effektivspänning och portryck.

Kombinerad Analys 2

Report generated using GeoStudio 2007, version 7.16. Copyright © 1991-2010 GEO-SLOPE International Ltd.

File Information

Created By: [Petter Karlsson](#)
Revision Number: 62
Last Edited By: [Karlsson, Petter](#)
Date: [2011-02-23](#)
Time: [09:04:42](#)
File Name: [V27580_kombinerad.gsz](#)
Directory: [V:_UPPDRAG\227763\G_Text\V27580, U05175-U05177\](#)
Last Solved Date: [2011-02-23](#)
Last Solved Time: [09:05:30](#)

Project Settings

Length(L) Units: [meters](#)
Time(t) Units: [Seconds](#)
Force(F) Units: [kN](#)
Pressure(p) Units: [kPa](#)
Strength Units: [kPa](#)
Unit Weight of Water: [9.807 kN/m³](#)
View: [2D](#)

Analysis Settings

Kombinerad Analys V

Kind: [SLOPE/W](#)
Method: [Morgenstern-Price](#)
Settings
Side Function
Interslice force function option: [Half-Sine](#)
PWP Conditions Source: [Pressure Head Spatial Function](#)
Pressure Head Spatial Fn.: [Nulägesanalys](#)
Slip Surface
Direction of movement: [Left to Right](#)
Use Passive Mode: [No](#)
Slip Surface Option: [Entry and Exit](#)
Critical slip surfaces saved: 5
Optimize Critical Slip Surface Location: [Yes](#)
Tension Crack
Tension Crack Option: [Tension Crack Line](#)
Percentage Wet: [0.5](#)
Tension Crack Fluid Unit Weight: [9.807 kN/m³](#)
FOS Distribution
FOS Calculation Option: [Constant](#)
Advanced

Number of Slices: 30
Optimization Tolerance: 0.01
Minimum Slip Surface Depth: 0.1 m
Optimization Maximum Iterations: 2000
Optimization Convergence Tolerance: 1e-007
Starting Optimization Points: 8
Ending Optimization Points: 16
Complete Passes per Insertion: 1
Driving Side Maximum Convex Angle: 5 °
Resisting Side Maximum Convex Angle: 1 °

Materials

Crust

Model: Combined, $S=f(\text{depth})$
Unit Weight: 18 kN/m³
Phi: 30 °
C-Top of Layer: 0 kPa
C-Rate of Change: 0 kPa/m
Cu-Top of Layer: 30 kPa
Cu-Rate of Change: 0 kPa/m
C/Cu Ratio: 0.1

CI 1

Model: Combined, $S=f(\text{datum})$
Unit Weight: 16.4 kN/m³
Phi: 30 °
C-Datum: 0 kPa
C-Rate of Change: 0 kPa/m
Cu-Datum: 25 kPa
Cu-Rate of Change: 0 kPa/m
C/Cu Ratio: 0.1
Elevation: 17 m

CI 2

Model: Combined, $S=f(\text{datum})$
Unit Weight: 16 kN/m³
Phi: 30 °
C-Datum: 0 kPa
C-Rate of Change: 0 kPa/m
Cu-Datum: 25 kPa
Cu-Rate of Change: 1.5 kPa/m
C/Cu Ratio: 0.1
Elevation: 5 m

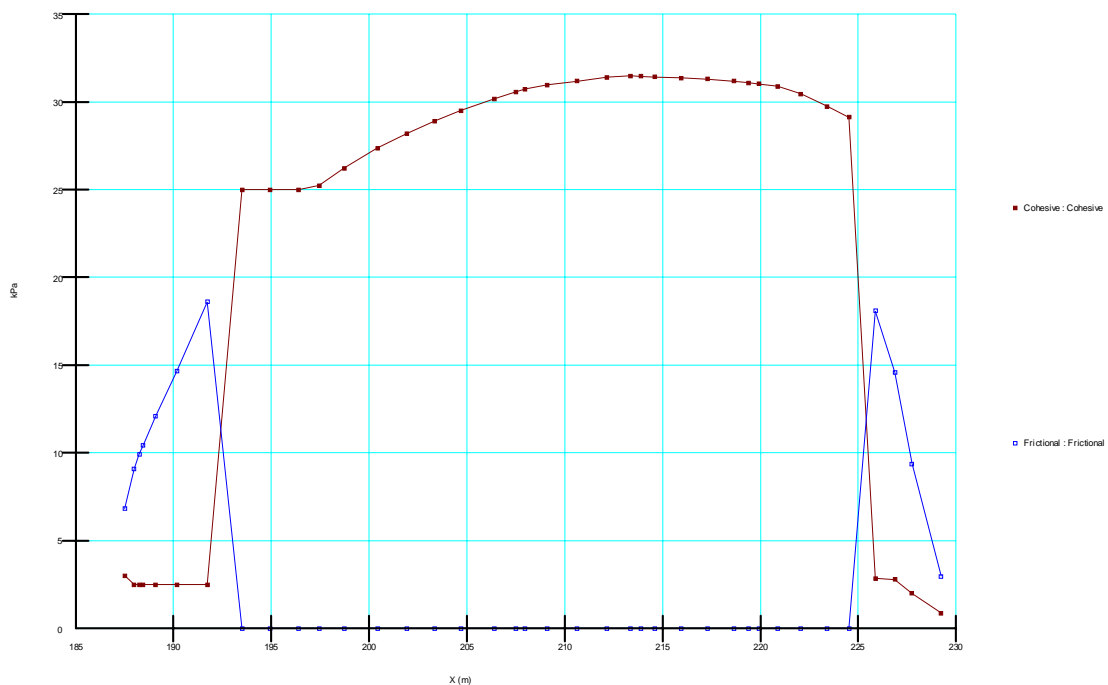
CI 3

Model: Combined, $S=f(\text{datum})$
Unit Weight: 16.6 kN/m³
Phi: 30 °
C-Datum: 0 kPa

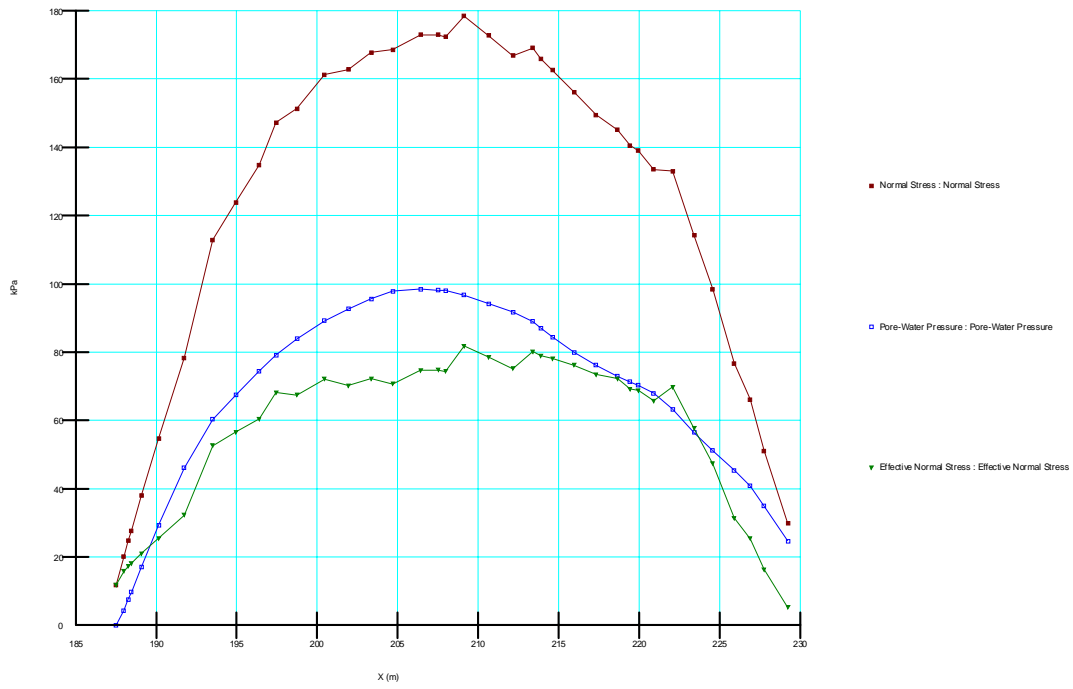
C-Rate of Change: 0 kPa/m
Cu-Datum: 25 kPa
Cu-Rate of Change: 1.5 kPa/m
C/Cu Ratio: 0.1
Elevation: 5 m

CI 4

Model: Combined, $S=f(\text{depth})$
Unit Weight: 16.4 kN/m³
Phi: 30 °
C-Top of Layer: 0 kPa
C-Rate of Change: 0 kPa/m
Cu-Top of Layer: 3 kPa
Cu-Rate of Change: 12.5 kPa/m
C/Cu Ratio: 0.1



Figur 1. Kohesion och friktion.



Figur 2. Totalspänning, effektivspänning och portryck.



KLIMATANPASSNING SKREDFÖRUTSÄTTNINGAR I GÖTA ÄLVDALEN

Sektion: V27580
 Delområde: Intagan - Ström
 Analysmetod: Kombinerad analys

Slip Surface Option: Entry and Exit
 Method: Morgenstern-Price
 PWP Conditions Source: Pressure Head Spatial Function
 Date: 2011-02-23
 Created By: Petter Karlsson
 Last Edited By: Karlsson, Petter

Skala 1:1000 (A3)

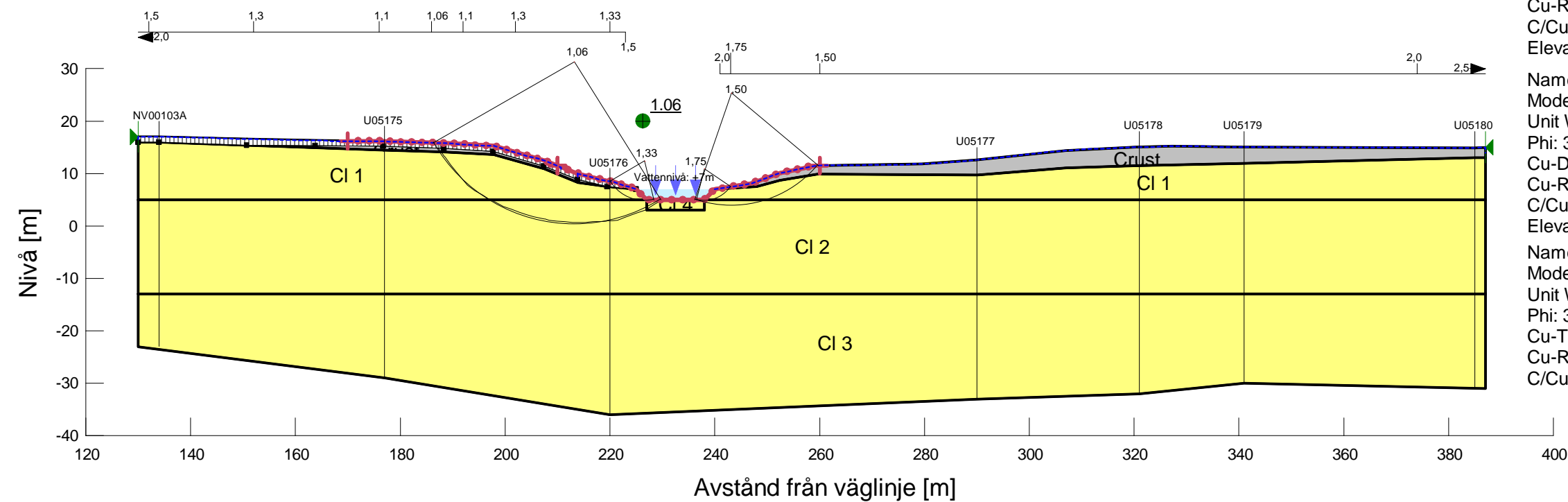
Name: Crust
 Model: Combined, $S=f(\text{depth})$
 Unit Weight: 18 kN/m³
 Phi: 30 °
 Cu-Top of Layer: 30 kPa
 Cu-Rate of Change: 0 kPa/m
 C/Cu Ratio: 0.1

Name: CI 1
 Model: Combined, $S=f(\text{datum})$
 Unit Weight: 16.4 kN/m³
 Phi: 30 °
 Cu-Datum: 25 kPa
 Cu-Rate of Change: 0 kPa/m
 C/Cu Ratio: 0.1
 Elevation: 17 m

Name: CI 2
 Model: Combined, $S=f(\text{datum})$
 Unit Weight: 16 kN/m³
 Phi: 30 °
 Cu-Datum: 25 kPa
 Cu-Rate of Change: 1.5 kPa/m
 C/Cu Ratio: 0.1
 Elevation: 5 m

Name: CI 3
 Model: Combined, $S=f(\text{datum})$
 Unit Weight: 16.6 kN/m³
 Phi: 30 °
 Cu-Datum: 25 kPa
 Cu-Rate of Change: 1.5 kPa/m
 C/Cu Ratio: 0.1
 Elevation: 5 m

Name: CI 4
 Model: Combined, $S=f(\text{depth})$
 Unit Weight: 16.4 kN/m³
 Phi: 30 °
 Cu-Top of Layer: 3 kPa
 Cu-Rate of Change: 12.5 kPa/m
 C/Cu Ratio: 0.1





KLIMATANPASSNING SKREDFÖRUTSÄTTNINGAR I GÖTA ÄLVDALLEN

Sektion: V27580
 Delområde: Intagan - Ström
 Analysmetod: Kombinerad analys

Slip Surface Option: Entry and Exit
 Method: Morgenstern-Price
 PWP Conditions Source: Pressure Head Spatial Function
 Date: 2011-02-23
 Created By: Petter Karlsson
 Last Edited By: Karlsson, Petter

Skala 1:1000 (A3)

Name: Crust
 Model: Combined, $S=f(\text{depth})$
 Unit Weight: 18 kN/m^3
 Phi: 30°
 Cu-Top of Layer: 30 kPa
 Cu-Rate of Change: 0 kPa/m
 C/Cu Ratio: 0.1

Name: CI 1
 Model: Combined, $S=f(\text{datum})$
 Unit Weight: 16.4 kN/m^3
 Phi: 30°
 Cu-Datum: 25 kPa
 Cu-Rate of Change: 0 kPa/m
 C/Cu Ratio: 0.1
 Elevation: 17 m

Name: CI 2
 Model: Combined, $S=f(\text{datum})$
 Unit Weight: 16 kN/m^3
 Phi: 30°
 Cu-Datum: 25 kPa
 Cu-Rate of Change: 1.5 kPa/m
 C/Cu Ratio: 0.1
 Elevation: 5 m

Name: CI 3
 Model: Combined, $S=f(\text{datum})$
 Unit Weight: 16.6 kN/m^3
 Phi: 30°
 Cu-Datum: 25 kPa
 Cu-Rate of Change: 1.5 kPa/m
 C/Cu Ratio: 0.1
 Elevation: 5 m

Name: CI 4
 Model: Combined, $S=f(\text{depth})$
 Unit Weight: 16.4 kN/m^3
 Phi: 30°
 Cu-Top of Layer: 3 kPa
 Cu-Rate of Change: 12.5 kPa/m
 C/Cu Ratio: 0.1

