

SLOPE/W Analysis H-V

Report generated using GeoStudio 2007, version 7.16. Copyright © 1991-2010 GEO-SLOPE International Ltd.

File Information

Created By: [Rebecca Bertilsson](#)
Revision Number: 32
Last Edited By: [Kine Meijer](#)
Date: 2011-08-31
Time: 11:18:24
File Name: V17800_odränerad print.gsz
Directory: P:\!Göta älv utredningen 2009-2012\Delområde 1-10\Delområde 5-14085\Geoteknik\Text\Interngranskning\V17800\110831\
Last Solved Date: 2011-08-31
Last Solved Time: 11:19:02

Project Settings

Length(L) Units: [meters](#)
Time(t) Units: [Seconds](#)
Force(F) Units: [kN](#)
Pressure(p) Units: [kPa](#)
Strength Units: [kPa](#)
Unit Weight of Water: [9.807 kN/m³](#)
View: [2D](#)

Analysis Settings

SLOPE/W Analysis H-V

Kind: [SLOPE/W](#)
Method: [Morgenstern-Price](#)
Settings
Apply Phreatic Correction: [No](#)
Side Function
Interslice force function option: [Half-Sine](#)
PWP Conditions Source: [Piezometric Line](#)
Use Staged Rapid Drawdown: [No](#)
Slip Surface
Direction of movement: [Right to Left](#)
Use Passive Mode: [No](#)
Slip Surface Option: [Entry and Exit](#)
Critical slip surfaces saved: 5
Optimize Critical Slip Surface Location: [Yes](#)
Tension Crack
Tension Crack Option: [Tension Crack Line](#)
Percentage Wet: [0.5](#)
Tension Crack Fluid Unit Weight: [9.807 kN/m³](#)
FOS Distribution

FOS Calculation Option: **Constant**

Advanced

Number of Slices: **30**

Optimization Tolerance: **0.01**

Minimum Slip Surface Depth: **0.1 m**

Optimization Maximum Iterations: **2000**

Optimization Convergence Tolerance: **1e-007**

Starting Optimization Points: **8**

Ending Optimization Points: **16**

Complete Passes per Insertion: **1**

Driving Side Maximum Convex Angle: **5 °**

Resisting Side Maximum Convex Angle: **1 °**

Materials

Cl

Model: **S=f(datum)**

Unit Weight: **17 kN/m³**

C-Datum: **28 kPa**

C-Rate of Change: **0 kPa/m**

Limiting C: **0 kPa**

Elevation: **0 m**

Pore Water Pressure

Piezometric Line: **1**

Crust

Model: **Mohr-Coulomb**

Unit Weight: **18 kN/m³**

Cohesion: **30 kPa**

Phi: **0 °**

Phi-B: **0 °**

Pore Water Pressure

Piezometric Line: **1**

Cl 2

Model: **S=f(datum)**

Unit Weight: **17 kN/m³**

C-Datum: **28 kPa**

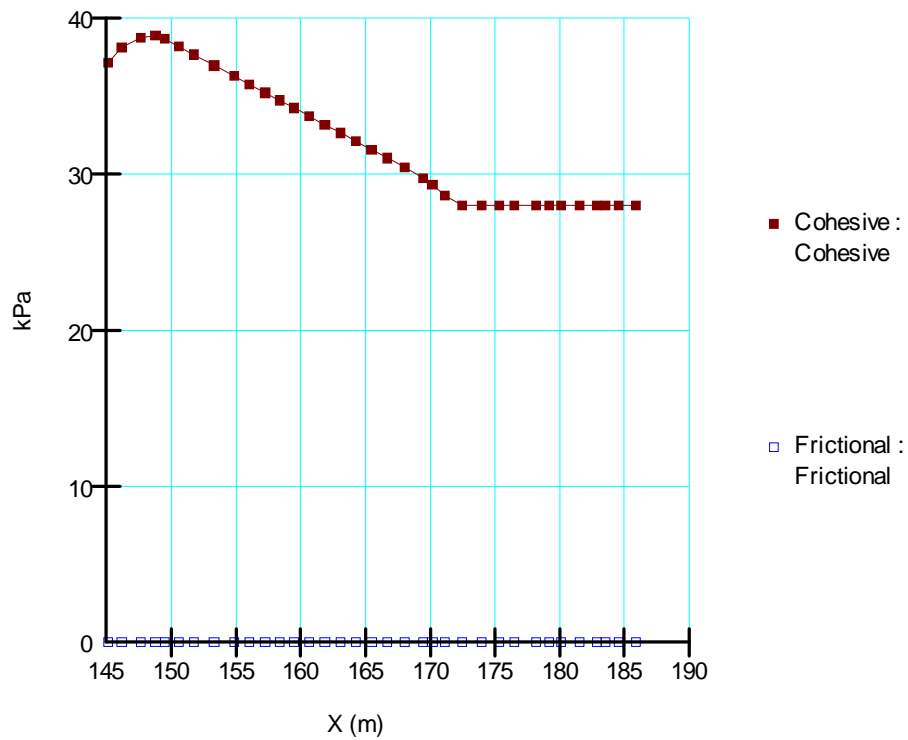
C-Rate of Change: **1.81 kPa/m**

Limiting C: **0 kPa**

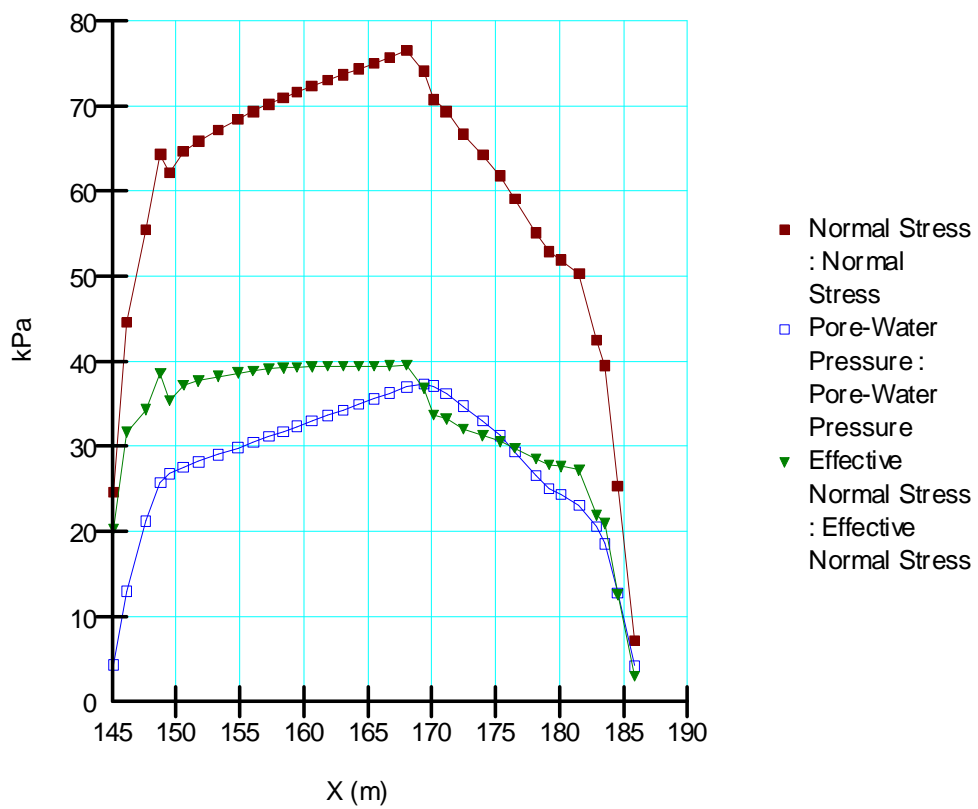
Elevation: **15 m**

Pore Water Pressure

Piezometric Line: **1**



Figur 1. Kohesion och friktion.



Figur 2. Totalspänning, effektivspänning och portryck.

SLOPE/W Analysis V-H

Report generated using GeoStudio 2007, version 7.16. Copyright © 1991-2010 GEO-SLOPE International Ltd.

File Information

Created By: [Rebecca Bertilsson](#)
Revision Number: [32](#)
Last Edited By: [Kine Meijer](#)
Date: [2011-08-31](#)
Time: [11:18:24](#)
File Name: [V17800_odränerad print.gsz](#)
Directory: [P:\!Göta älv utredningen 2009-2012\Delområde 1-10\Delområde 5-14085\Geoteknik\Text\Interngranskning\V17800\110831\](#)
Last Solved Date: [2011-08-31](#)
Last Solved Time: [11:19:50](#)

Project Settings

Length(L) Units: [meters](#)
Time(t) Units: [Seconds](#)
Force(F) Units: [kN](#)
Pressure(p) Units: [kPa](#)
Strength Units: [kPa](#)
Unit Weight of Water: [9.807 kN/m³](#)
View: [2D](#)

Analysis Settings

SLOPE/W Analysis V-H

Kind: [SLOPE/W](#)
Method: [Morgenstern-Price](#)
Settings
Apply Phreatic Correction: [No](#)
Side Function
Interslice force function option: [Half-Sine](#)
PWP Conditions Source: [Piezometric Line](#)
Use Staged Rapid Drawdown: [No](#)
Slip Surface
Direction of movement: [Left to Right](#)
Use Passive Mode: [No](#)
Slip Surface Option: [Entry and Exit](#)
Critical slip surfaces saved: [5](#)
Optimize Critical Slip Surface Location: [Yes](#)
Tension Crack
Tension Crack Option: [Tension Crack Line](#)
Percentage Wet: [0.5](#)
Tension Crack Fluid Unit Weight: [9.807 kN/m³](#)
FOS Distribution

FOS Calculation Option: **Constant**

Advanced

Number of Slices: **30**

Optimization Tolerance: **0.01**

Minimum Slip Surface Depth: **0.1 m**

Optimization Maximum Iterations: **2000**

Optimization Convergence Tolerance: **1e-007**

Starting Optimization Points: **8**

Ending Optimization Points: **16**

Complete Passes per Insertion: **1**

Driving Side Maximum Convex Angle: **5 °**

Resisting Side Maximum Convex Angle: **1 °**

Materials

Cl

Model: **S=f(datum)**

Unit Weight: **17 kN/m³**

C-Datum: **28 kPa**

C-Rate of Change: **0 kPa/m**

Limiting C: **0 kPa**

Elevation: **0 m**

Pore Water Pressure

Piezometric Line: **1**

Crust

Model: **Mohr-Coulomb**

Unit Weight: **18 kN/m³**

Cohesion: **30 kPa**

Phi: **0 °**

Phi-B: **0 °**

Pore Water Pressure

Piezometric Line: **1**

Cl 2

Model: **S=f(datum)**

Unit Weight: **17 kN/m³**

C-Datum: **28 kPa**

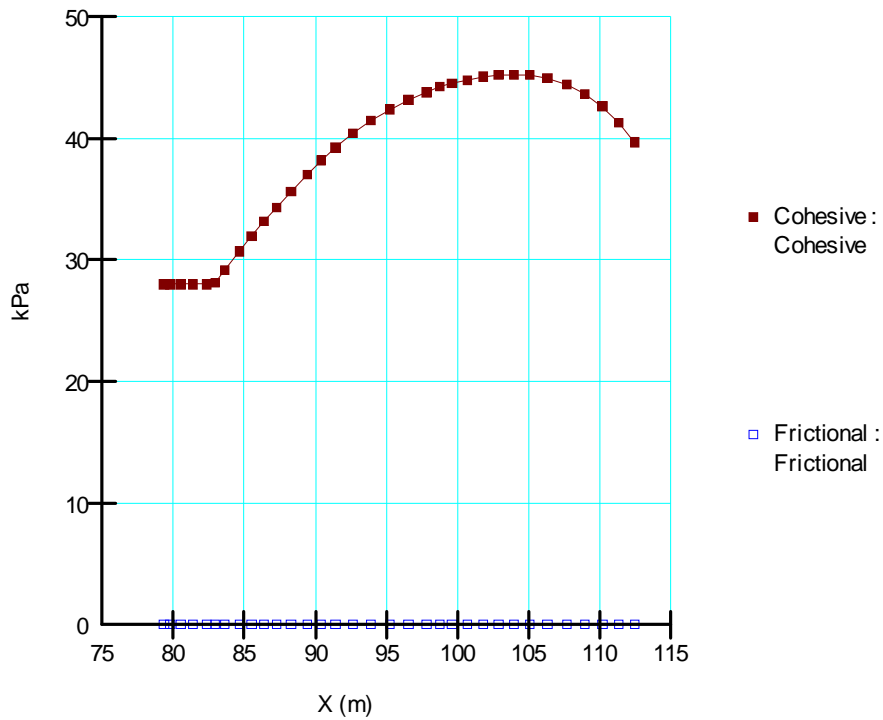
C-Rate of Change: **1.81 kPa/m**

Limiting C: **0 kPa**

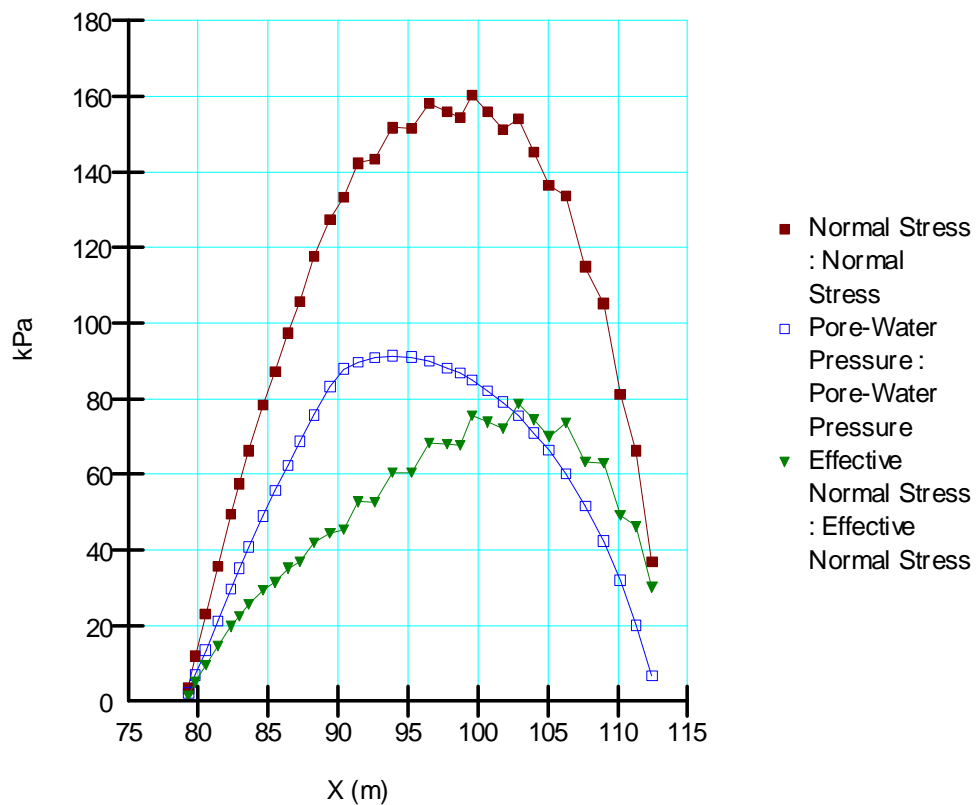
Elevation: **15 m**

Pore Water Pressure

Piezometric Line: **1**



Figur 1 Kohesion och friktion.



Figur 2. Totalspänning, effektivspänning och portryck.



KLIMATANPASSNING SKREDFÖRUTSÄTTNINGAR I GÖTA ÄLVDALEN

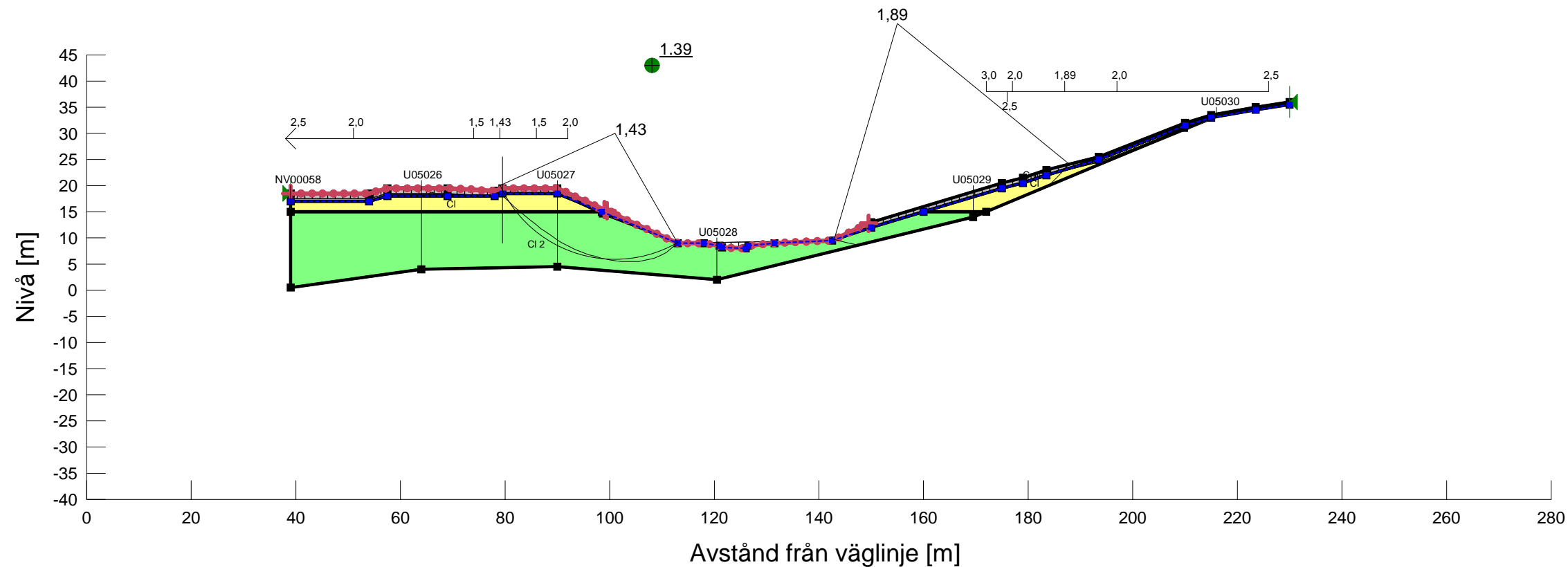
Sektion: 17800
Delområde: Intagan Ström
Analysmetod: Odränerad analys

Slip Surface Option: Entry and Exit
Method: Morgenstern-Price
PWP Conditions Source: Piezometric Line
Date: 2011-08-31
Created By: Rebecca Bertilsson
Last Edited By: Kine Meijer

Name: CI
Model: S=f(datum)
Unit Weight: 17 kN/m³
C-Datum: 28 kPa
C-Rate of Change: 0 kPa/m
Piezometric Line: 1

Name: Crust
Model: Mohr-Coulomb
Unit Weight: 18 kN/m³
Cohesion: 30 kPa
Phi: 0 °
Piezometric Line: 1

Name: CI 2
Model: S=f(datum)
Unit Weight: 17 kN/m³
C-Datum: 28 kPa
C-Rate of Change: 1.81 kPa/m
Piezometric Line: 1



SLOPE/W Analysis H-V

Report generated using GeoStudio 2007, version 7.16. Copyright © 1991-2010 GEO-SLOPE International Ltd.

File Information

Created By: [Rebecca Bertilsson](#)
Revision Number: [61](#)
Last Edited By: [Kine Meijer](#)
Date: [2011-08-31](#)
Time: [11:33:14](#)
File Name: [V17800_kombineradprint.gsz](#)
Directory: [C:\Documents and Settings\kinmei\Skrivbord\17800\](#)
Last Solved Date: [2011-08-31](#)
Last Solved Time: [11:34:54](#)

Project Settings

Length(L) Units: [meters](#)
Time(t) Units: [Seconds](#)
Force(F) Units: [kN](#)
Pressure(p) Units: [kPa](#)
Strength Units: [kPa](#)
Unit Weight of Water: [9.807 kN/m³](#)
View: [2D](#)

Analysis Settings

SLOPE/W Analysis H-V

Kind: [SLOPE/W](#)
Method: [Morgenstern-Price](#)
Settings
 Side Function
 Interslice force function option: [Half-Sine](#)
 PWP Conditions Source: [Pressure Head Spatial Function](#)
 Pressure Head Spatial Fn.: [Uppmätta värden](#)
Slip Surface
 Direction of movement: [Right to Left](#)
 Use Passive Mode: [No](#)
 Slip Surface Option: [Entry and Exit](#)
 Critical slip surfaces saved: [5](#)
 Optimize Critical Slip Surface Location: [Yes](#)
 Tension Crack
 Tension Crack Option: [Tension Crack Line](#)
 Percentage Wet: [0.5](#)
 Tension Crack Fluid Unit Weight: [9.807 kN/m³](#)
FOS Distribution
 FOS Calculation Option: [Constant](#)
Advanced

Number of Slices: 30
Optimization Tolerance: 0.01
Minimum Slip Surface Depth: 0.1 m
Optimization Maximum Iterations: 2000
Optimization Convergence Tolerance: 1e-007
Starting Optimization Points: 8
Ending Optimization Points: 16
Complete Passes per Insertion: 1
Driving Side Maximum Convex Angle: 5 °
Resisting Side Maximum Convex Angle: 1 °

Materials

CI

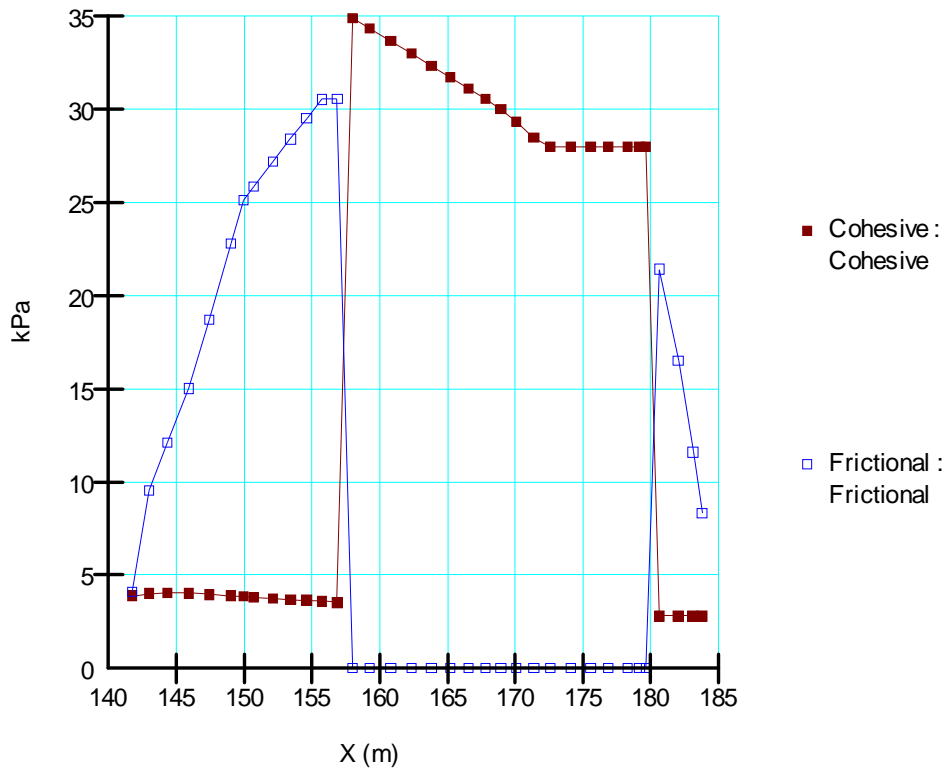
Model: Combined, $S=f(\text{datum})$
Unit Weight: 17 kN/m³
Phi: 30 °
C-Datum: 0 kPa
C-Rate of Change: 0 kPa/m
Cu-Datum: 28 kPa
Cu-Rate of Change: 0 kPa/m
C/Cu Ratio: 0.1
Elevation: 0 m

Crust

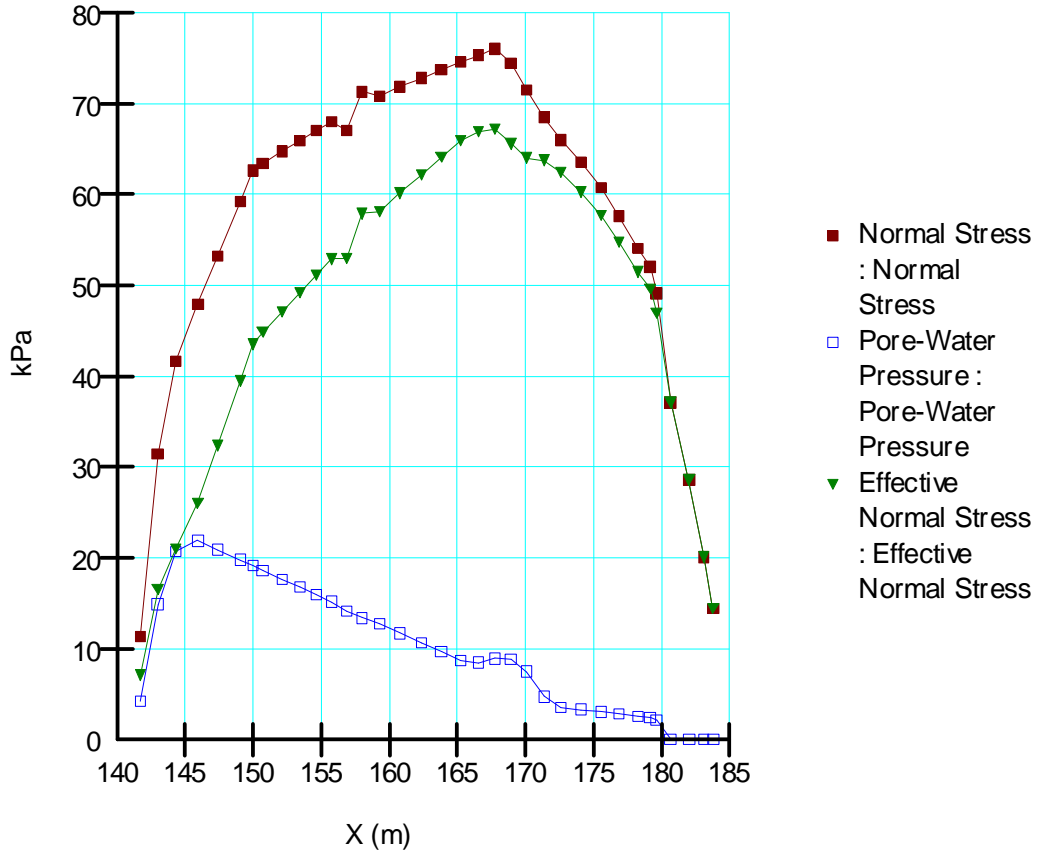
Model: Combined, $S=f(\text{datum})$
Unit Weight: 18 kN/m³
Phi: 30 °
C-Datum: 0 kPa
C-Rate of Change: 0 kPa/m
Cu-Datum: 30 kPa
Cu-Rate of Change: 0 kPa/m
C/Cu Ratio: 0.1
Elevation: 0 m

CI 2

Model: Combined, $S=f(\text{datum})$
Unit Weight: 17 kN/m³
Phi: 30 °
C-Datum: 0 kPa
C-Rate of Change: 0 kPa/m
Cu-Datum: 28 kPa
Cu-Rate of Change: 1.81 kPa/m
C/Cu Ratio: 0.1
Elevation: 15 m



Figur 1. Kohesion och friktion.



Figur 2. Totalspänning, effektivspänning och portryck.

SLOPE/W Analysis V-H

Report generated using GeoStudio 2007, version 7.16. Copyright © 1991-2010 GEO-SLOPE International Ltd.

File Information

Created By: [Rebecca Bertilsson](#)
Revision Number: [64](#)
Last Edited By: [Kine Meijer](#)
Date: [2011-08-31](#)
Time: [11:43:12](#)
File Name: [V17800_kombineradprint.gsz](#)
Directory: [C:\Documents and Settings\kinmei\Skrivbord\17800\](#)
Last Solved Date: [2011-08-31](#)
Last Solved Time: [11:44:02](#)

Project Settings

Length(L) Units: [meters](#)
Time(t) Units: [Seconds](#)
Force(F) Units: [kN](#)
Pressure(p) Units: [kPa](#)
Strength Units: [kPa](#)
Unit Weight of Water: [9.807 kN/m³](#)
View: [2D](#)

Analysis Settings

SLOPE/W Analysis V-H

Kind: [SLOPE/W](#)
Method: [Morgenstern-Price](#)
Settings
 Side Function
 Interslice force function option: [Half-Sine](#)
 PWP Conditions Source: [Pressure Head Spatial Function](#)
 Pressure Head Spatial Fn.: [Uppmätta värden](#)
Slip Surface
 Direction of movement: [Left to Right](#)
 Use Passive Mode: [No](#)
 Slip Surface Option: [Entry and Exit](#)
 Critical slip surfaces saved: [5](#)
 Optimize Critical Slip Surface Location: [Yes](#)
 Tension Crack
 Tension Crack Option: [Tension Crack Line](#)
 Percentage Wet: [0.5](#)
 Tension Crack Fluid Unit Weight: [9.807 kN/m³](#)
FOS Distribution
 FOS Calculation Option: [Constant](#)
Advanced

Number of Slices: 30
Optimization Tolerance: 0.01
Minimum Slip Surface Depth: 0.1 m
Optimization Maximum Iterations: 2000
Optimization Convergence Tolerance: 1e-007
Starting Optimization Points: 8
Ending Optimization Points: 16
Complete Passes per Insertion: 1
Driving Side Maximum Convex Angle: 5 °
Resisting Side Maximum Convex Angle: 1 °

Materials

CI

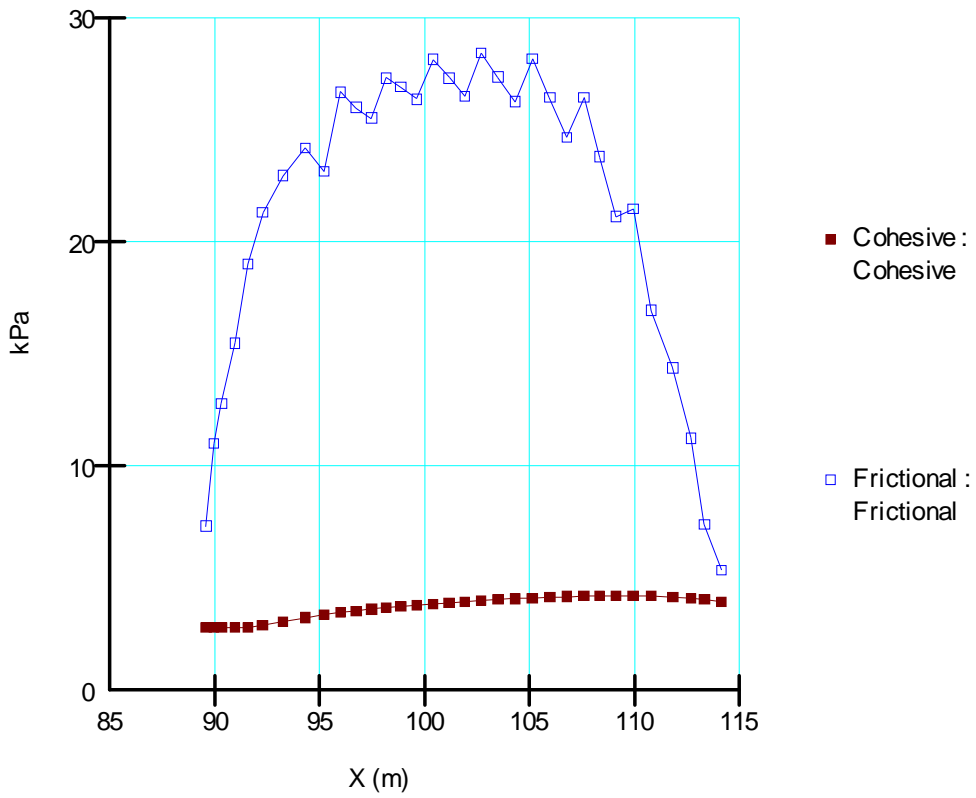
Model: Combined, $S=f(\text{datum})$
Unit Weight: 17 kN/m³
Phi: 30 °
C-Datum: 0 kPa
C-Rate of Change: 0 kPa/m
Cu-Datum: 28 kPa
Cu-Rate of Change: 0 kPa/m
C/Cu Ratio: 0.1
Elevation: 0 m

Crust

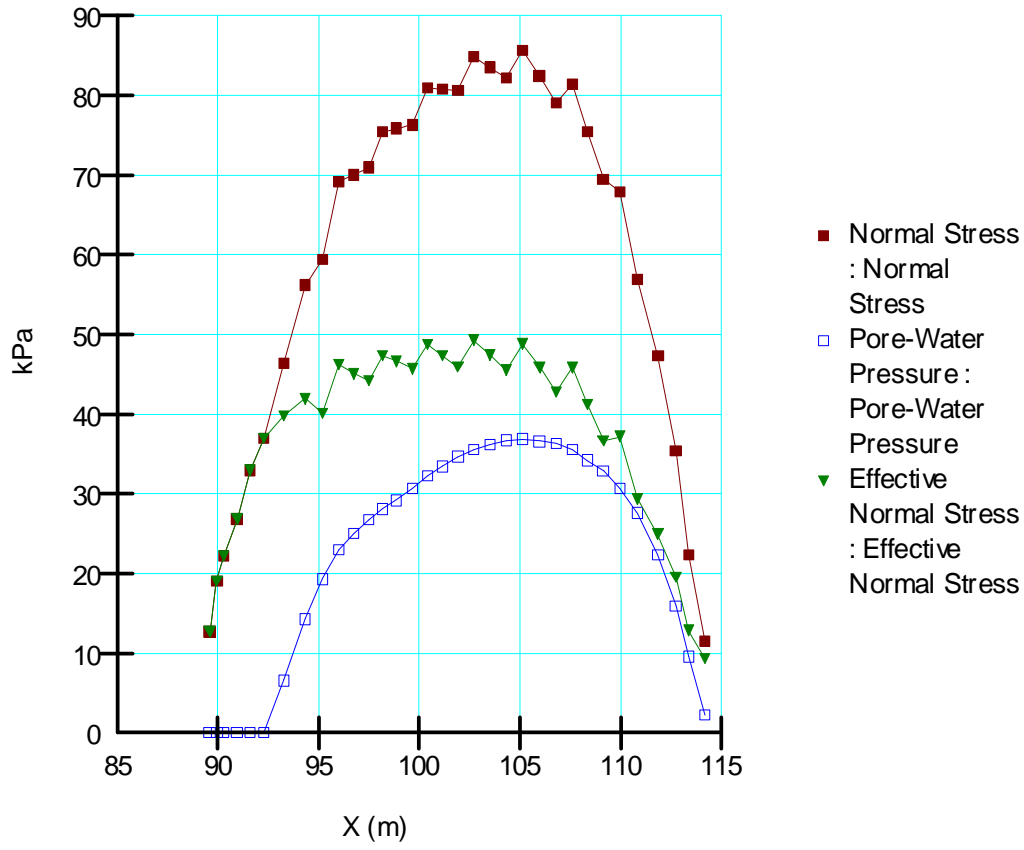
Model: Combined, $S=f(\text{datum})$
Unit Weight: 18 kN/m³
Phi: 30 °
C-Datum: 0 kPa
C-Rate of Change: 0 kPa/m
Cu-Datum: 30 kPa
Cu-Rate of Change: 0 kPa/m
C/Cu Ratio: 0.1
Elevation: 0 m

CI 2

Model: Combined, $S=f(\text{datum})$
Unit Weight: 17 kN/m³
Phi: 30 °
C-Datum: 0 kPa
C-Rate of Change: 0 kPa/m
Cu-Datum: 28 kPa
Cu-Rate of Change: 1.81 kPa/m
C/Cu Ratio: 0.1
Elevation: 15 m



Figur 1 Kohesion och friktion.



Figur 2. Totalspänning, effektivspänning och portryck.



KLIMATANPASSNING SKREDFÖRUTSÄTTNINGAR I GÖTA ÄLVDALEN

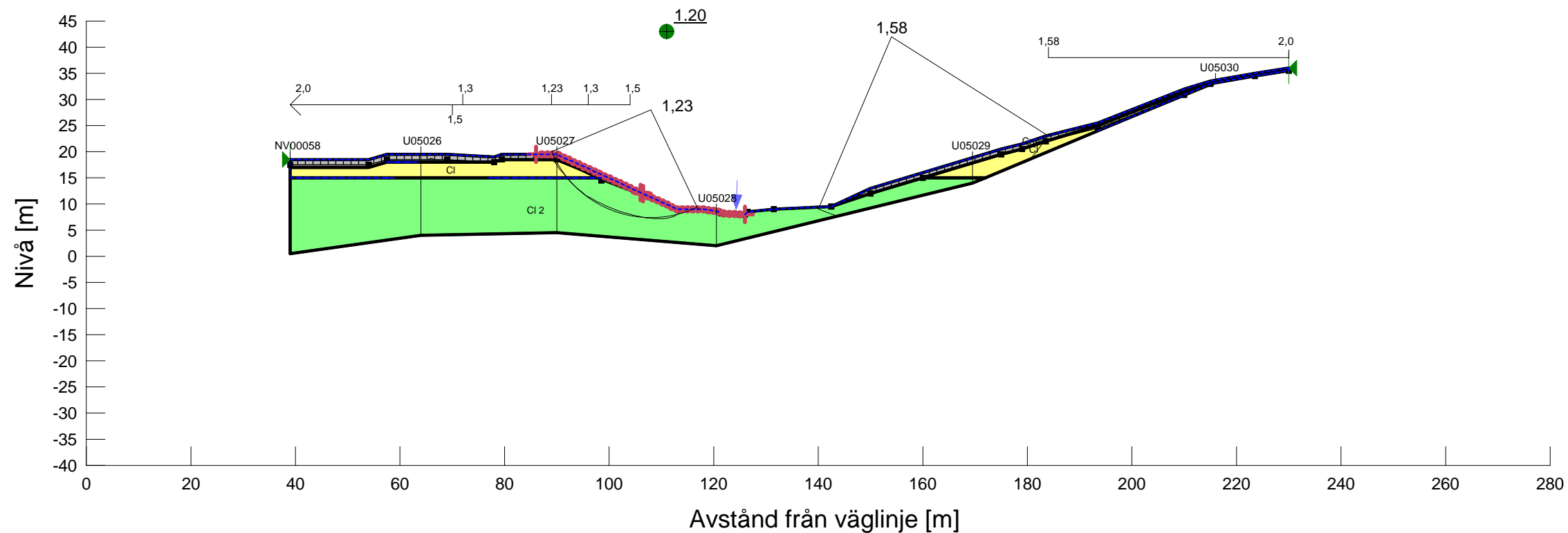
Sektion: 17800
Delområde: Intagan Ström
Analysmetod: Kombinerad analys

Slip Surface Option: Entry and Exit
Method: Morgenstern-Price
PWP Conditions Source: Pressure Head Spatial Function
Date: 2011-08-31
Created By: Rebecca Bertilsson
Last Edited By: Kine Meijer

Name: CI
Model: Combined, $S=f(\text{datum})$
Unit Weight: 17 kN/m³
Phi: 30 °
C-Datum: 0 kPa
C-Rate of Change: 0 kPa/m
Cu-Datum: 28 kPa
Cu-Rate of Change: 0 kPa/m
C/Cu Ratio: 0.1

Name: Crust
Model: Combined, $S=f(\text{datum})$
Unit Weight: 18 kN/m³
Phi: 30 °
C-Datum: 0 kPa
C-Rate of Change: 0 kPa/m
Cu-Datum: 30 kPa
Cu-Rate of Change: 0 kPa/m
C/Cu Ratio: 0.1

Name: CI 2
Model: Combined, $S=f(\text{datum})$
Unit Weight: 17 kN/m³
Phi: 30 °
C-Datum: 0 kPa
C-Rate of Change: 0 kPa/m
Cu-Datum: 28 kPa
Cu-Rate of Change: 1.81 kPa/m
C/Cu Ratio: 0.1





KLIMATANPASSNING SKREDFÖRUTSÄTTNINGAR I GÖTA ÄLVDALEN

Sektion: 17800
Delområde: Intagan Ström
Analysmetod: Kombinerad analys

Slip Surface Option: Entry and Exit
Method: Morgenstern-Price
PWP Conditions Source: Pressure Head Spatial Function
Date: 2011-08-31
Created By: Rebecca Bertilsson
Last Edited By: Kine Meijer

Name: Cl
Model: Combined, S=f(datum)
Unit Weight: 17 kN/m³
Phi: 30 °
C-Datum: 0 kPa
C-Rate of Change: 0 kPa/m
Cu-Datum: 28 kPa
Cu-Rate of Change: 0 kPa/m
C/Cu Ratio: 0.1

Name: Crust
Model: Combined, S=f(datum)
Unit Weight: 18 kN/m³
Phi: 30 °
C-Datum: 0 kPa
C-Rate of Change: 0 kPa/m
Cu-Datum: 30 kPa
Cu-Rate of Change: 0 kPa/m
C/Cu Ratio: 0.1

Name: Cl 2
Model: Combined, S=f(datum)
Unit Weight: 17 kN/m³
Phi: 30 °
C-Datum: 0 kPa
C-Rate of Change: 0 kPa/m
Cu-Datum: 28 kPa
Cu-Rate of Change: 1.81 kPa/m
C/Cu Ratio: 0.1

