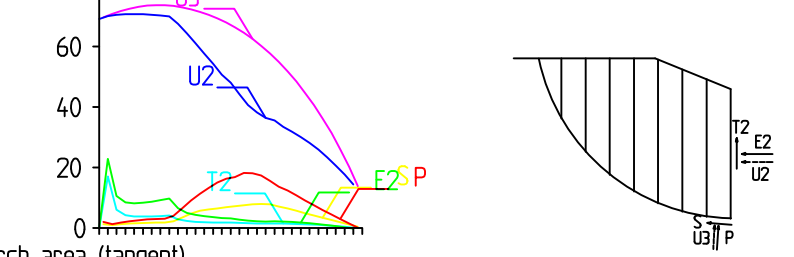


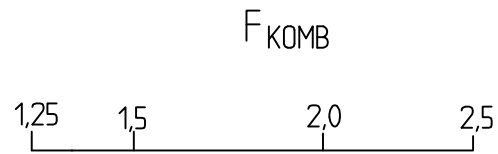
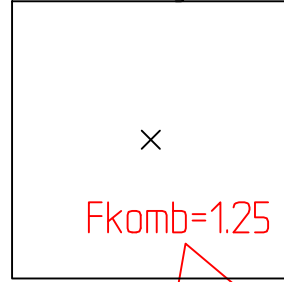
Result file : o:\106278\110126_do2\gäu delområde 2\delområde 1-10\delområde 2-14082\geoteknik\autograf-geosuite\stabgraf.rif\sektion 15 - kombinerad.R1

Stabilizing moment: 1833 Driving moment: -1471 Score: 0.77



Material	Un.Weigth	Fi	C`	C	Aa	Ad	Ap
Älvbotten	15.00	30.0	10%	C-prof	1.00	1.00	1.00
Gy/siGy	15.00	30.0	10%	C-prof	1.00	1.00	1.00
Lera 1	15.10	30.0	10%	C-prof	1.00	1.00	1.00
Lera 2	16.30	30.0	10%	C-prof	1.00	1.00	1.00

Search area (tangent)



KLIMATANPASSNING SKREDFÖRUTSÄTTNINGAR I GÖTA ÄLVDALEN
 KOMBINERAD ANALYS
 SEKTION 15, (KM 70/520 V)
 SKALA 1:500 (A3)
 2011-06-30
 o:\106278\110126_do2\gäu delområde 2\...\sektion 15.dwg