

KLIMATANPASSNING SKREDFÖRUTSÄTTNINGAR I GÖTA ÄLVDALLEN



Sektion: V59/350
 Delområde: Skår - Bohus
 Analysmetod: Kominerad analys

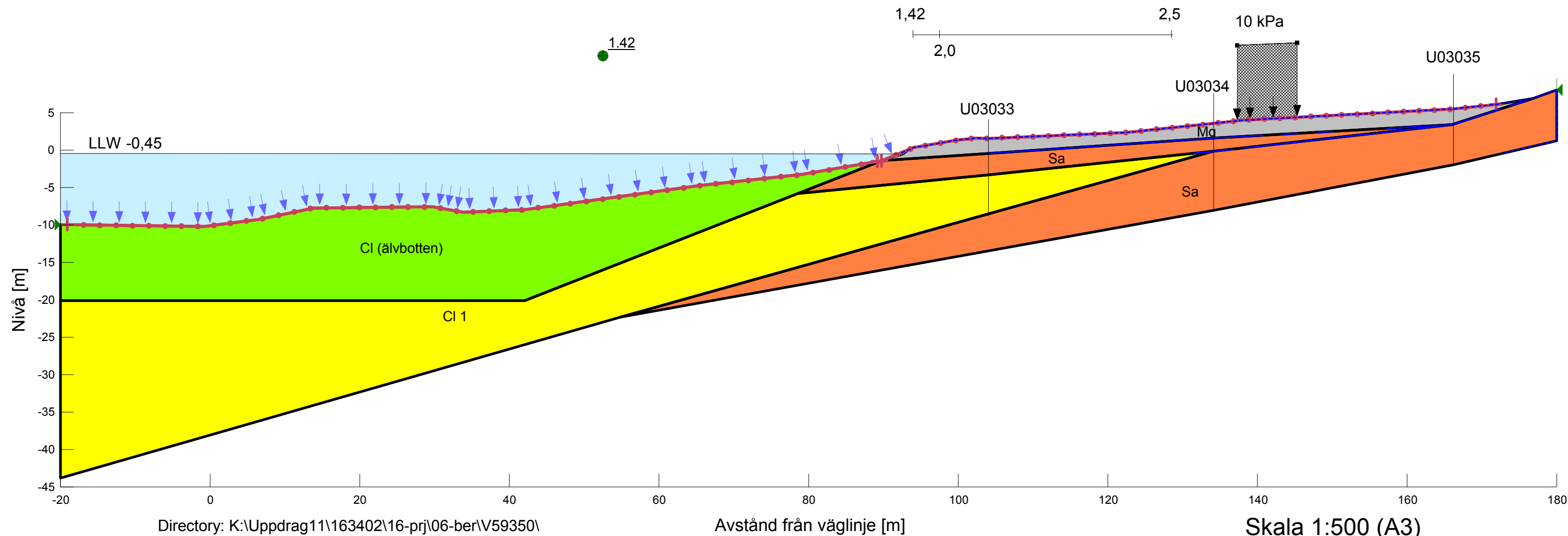
Slip Surface Option: Entry and Exit
 Method: Morgenstern-Price
 PWP Conditions Source: Pressure Head Spatial Function
 Date: 2011-09-28
 Created By: Lena Ekmark
 Last Edited By: Lennart P Å Johansson

Name: Mg
 Model: Mohr-Coulomb
 Unit Weight: 18 kN/m³
 Cohesion: 0 kPa
 Phi: 32 °

Name: Sa
 Model: Mohr-Coulomb
 Unit Weight: 19.5 kN/m³
 Cohesion: 0 kPa
 Phi: 35 °

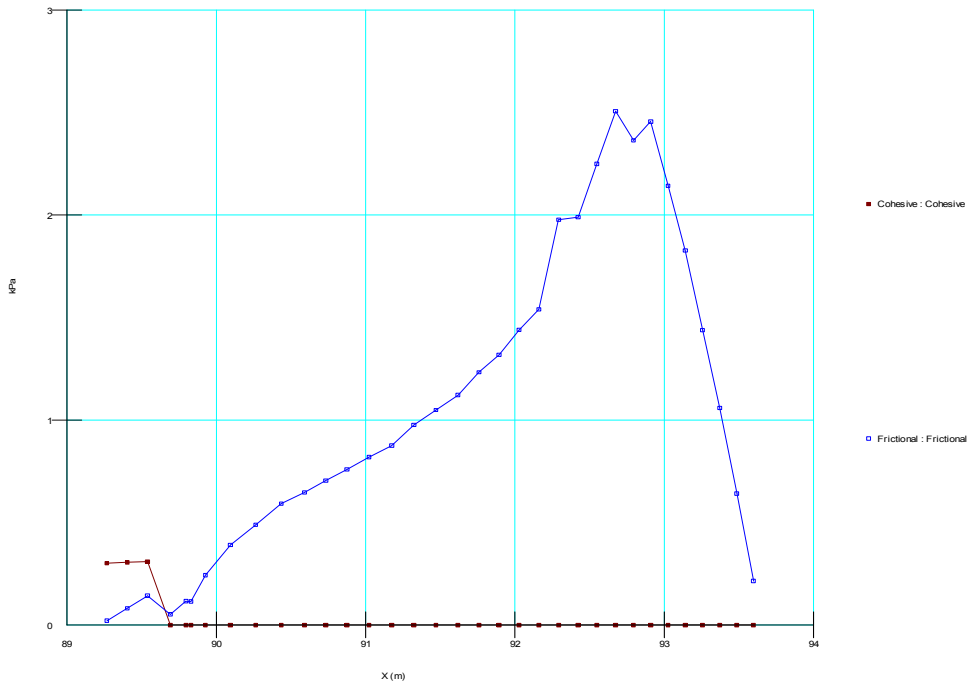
Name: CI 1
 Model: Combined, S=f(datum)
 Unit Weight: 16.4 kN/m³
 Phi: 30 °
 Cu-Datum: 26 kPa
 Cu-Rate of Change: 1 kPa/m
 C/Cu Ratio: 0.1
 Elevation: -3.45 m

Name: CI (älvbotten)
 Model: Combined, S=f(depth)
 Unit Weight: 15 kN/m³
 Phi: 30 °
 Cu-Top of Layer: 3 kPa
 Cu-Rate of Change: 3 kPa/m
 C/Cu Ratio: 0.1

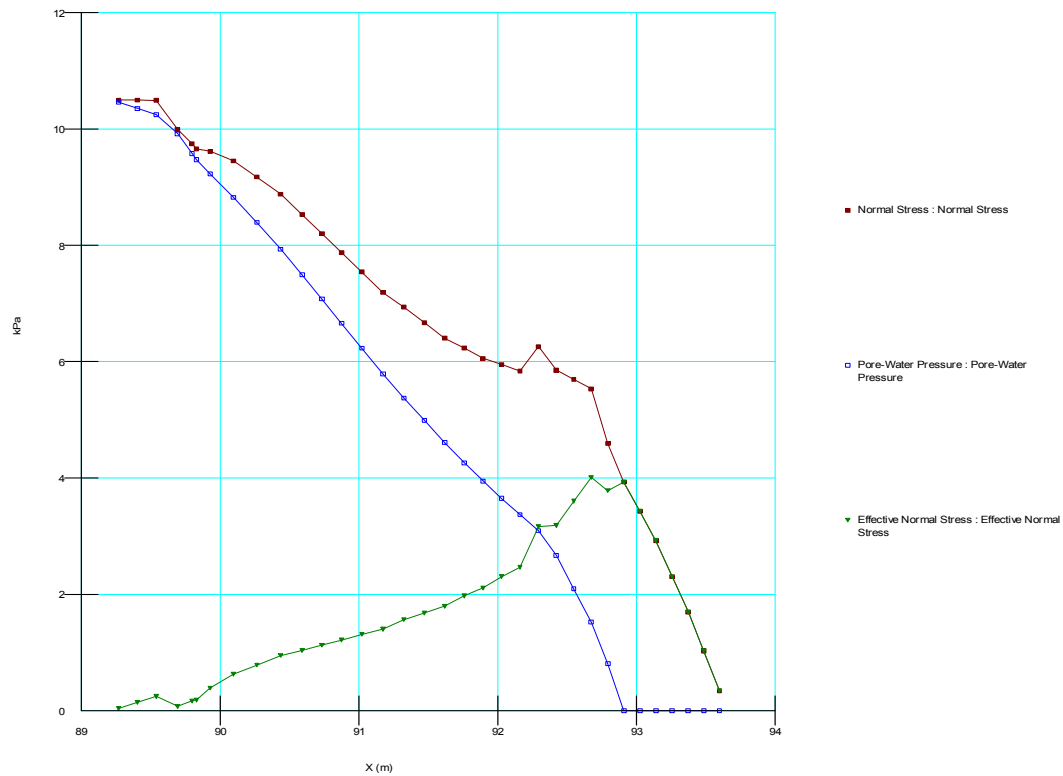


Sektion V59/350

Kombinerad analys



Kohesion samt friktion



Normalkraft, Portryck samt skjuvkraft