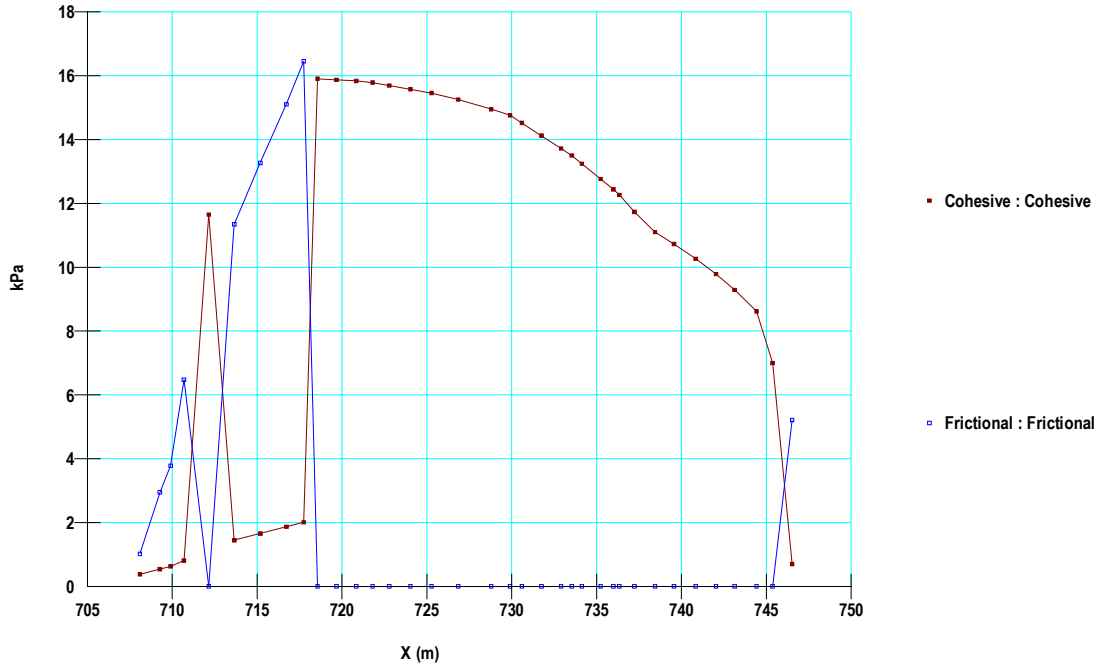
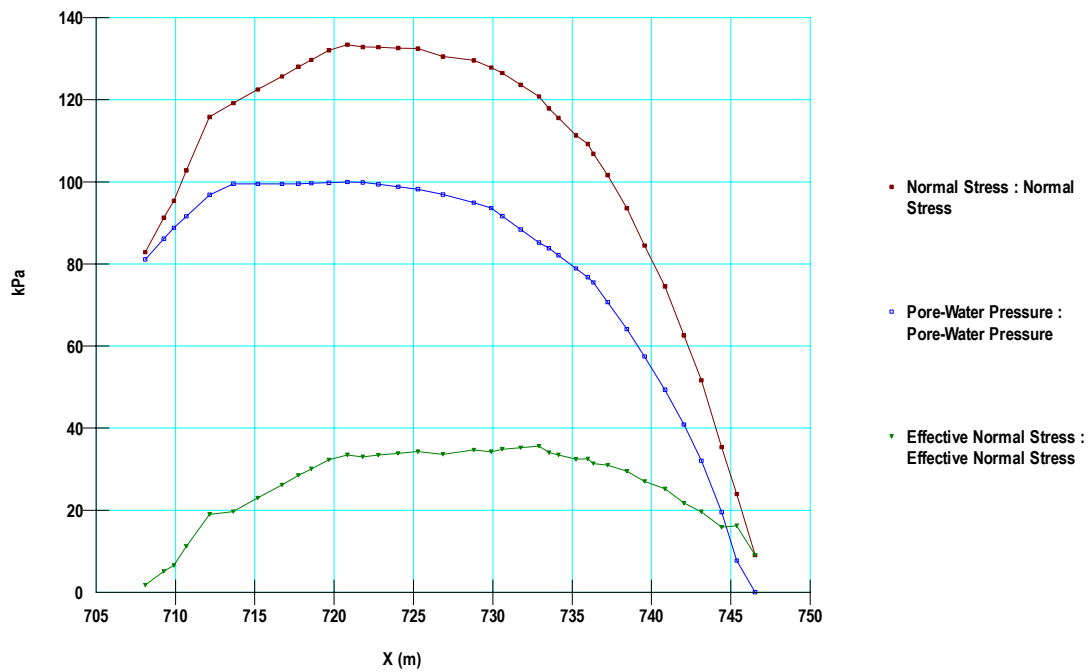


Sektion V51/300

Kombinerad analys



Kohesion samt friktion



Normalkraft, Portryck samt skjuvkraft



KLIMATANPASSNING SKREDFÖRUTSÄTTNINGAR I GÖTA ÄLVDALLEN

Sektion: V51/300
 Delområde: Skår - Bohus
 Analysmetod: Kombinerad analys

Slip Surface Option: Entry and Exit
 Method: Morgenstern-Price
 PWP Conditions Source: Pressure Head Spatial Function
 Date: 2011-11-08
 Created By: Lena Ekmark
 Last Edited By: Rebecca Bertilsson

Name: CI 1
 Model: Combined, $S=f(\text{datum})$
 Unit Weight: 14.9 kN/m³
 Phi: 30 °
 Cu-Datum: 7 kPa
 Cu-Rate of Change: 0 kPa/m
 C/Cu Ratio: 0.1
 Elevation: 3 m

Name: CI 2
 Model: Combined, $S=f(\text{datum})$
 Unit Weight: 15.1 kN/m³
 Phi: 30 °
 Cu-Datum: 11.2 kPa
 Cu-Rate of Change: 1.15 kPa/m
 C/Cu Ratio: 0.1
 Elevation: -6 m

Name: CI (sh)
 Model: Combined, $S=f(\text{datum})$
 Unit Weight: 15.9 kN/m³
 Phi: 30 °
 Cu-Datum: 11.2 kPa
 Cu-Rate of Change: 1.15 kPa/m
 C/Cu Ratio: 0.1
 Elevation: -6 m

Name: CI 3
 Model: Combined, $S=f(\text{datum})$
 Unit Weight: 16 kN/m³
 Phi: 30 °
 Cu-Datum: 11.2 kPa
 Cu-Rate of Change: 1.15 kPa/m
 C/Cu Ratio: 0.1
 Elevation: -6 m

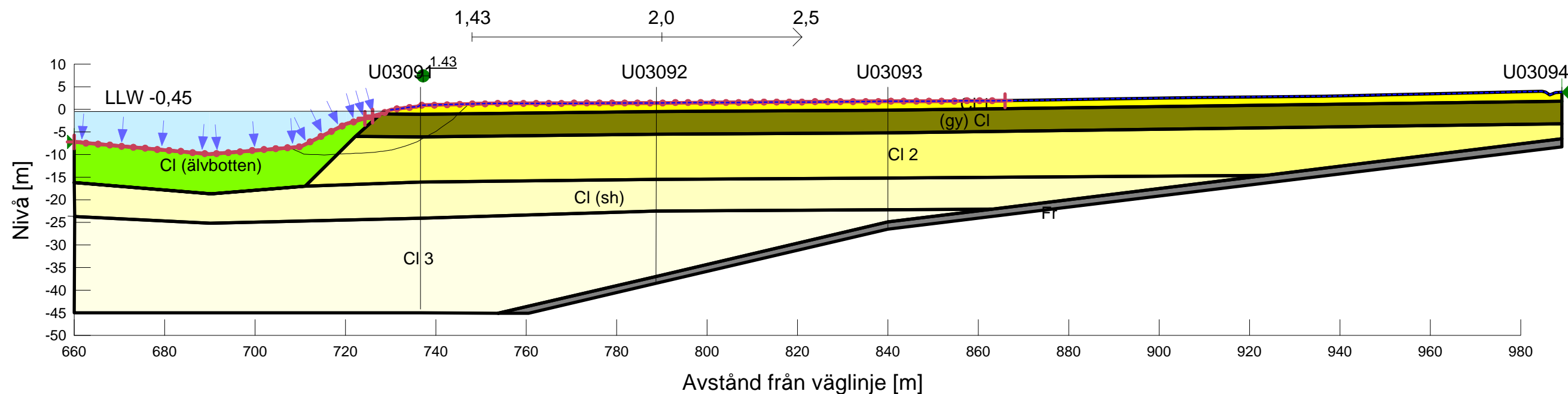
Name: CI (älvbotten)
 Model: Combined, $S=f(\text{depth})$
 Unit Weight: 15 kN/m³
 Phi: 30 °
 Cu-Top of Layer: 3 kPa
 Cu-Rate of Change: 3 kPa/m
 C/Cu Ratio: 0.1

Name: (gy) CI
 Model: Combined, $S=f(\text{datum})$
 Unit Weight: 14.9 kN/m³
 Phi: 30 °
 Cu-Datum: 7 kPa
 Cu-Rate of Change: 0.6 kPa/m
 C/Cu Ratio: 0.1
 Elevation: 1 m

Name: Fr
 Model: Mohr-Coulomb
 Unit Weight: 18 kN/m³
 Cohesion: 0 kPa
 Phi: 35 °
 Phi-B: 0 °

BERÄKNINGAR KORRIGERADE AV SGI

Ändringar avser endast linjal för säkerhetsfaktor



Skala 1:1000 (A3)